



JEFFERSON COUNTY TREASURER

PO Box 571, Port Townsend WA 98368

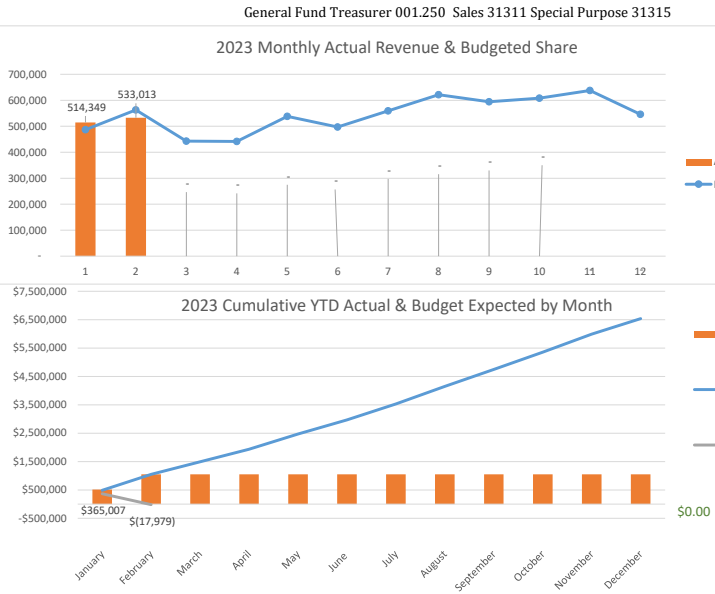
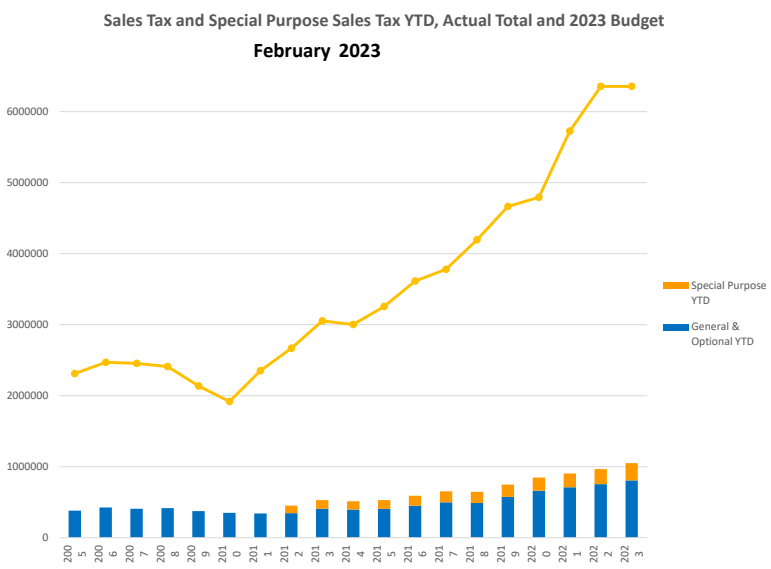
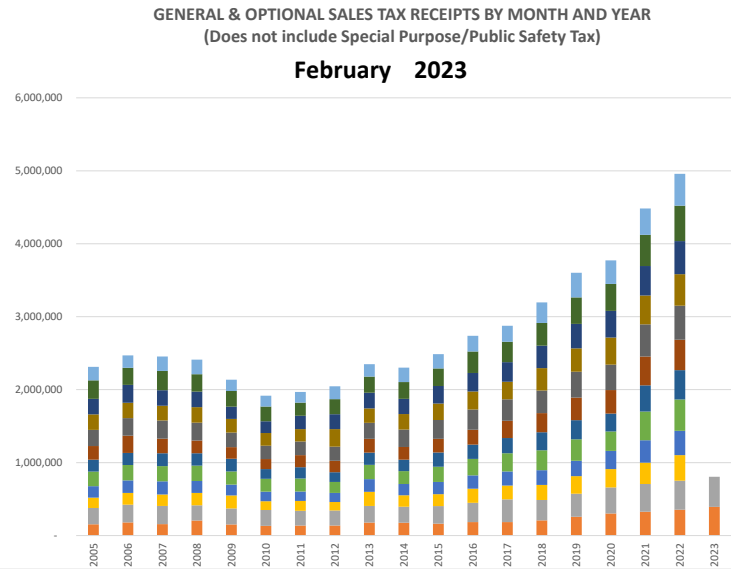
Email: TreasurerStaff@co.jefferson.wa.us Web: www.co.jefferson.wa.us

Stacie Prada – Treasurer (360) 385-9150

Sabrina Hathaway – Chief Deputy (360) 385-9352

JEFFERSON COUNTY BUDGET COMMITTEE Treasurer's February 2023 Revenue Report

- General Fund at \$3,026,117 – 12.7% of the 2023 budget. The second sheet shows general fund revenue charts showing 2015-2023 detail and percentage of actual full year collections.
- Other Funds at \$6,039,570 – 11% of 2022 budget. Funds are grouped at the top by fund type, and YTD percentages are provided. The graph on the second page shows the full year and YTD percentage lines.
- General Fund Cash Balance - \$6,597,055 for January which includes \$3,857,232 for the 15% of expenditure reserve.
- General Sales Tax Receipts - \$412,586 General and Optional Sales Tax and \$120,428 for Special Purpose this month. Cumulatively, this is 0.2 under YTD budget and 805% over YTD for last year.
- Sales Tax by Sector: Year to Date Retail trade is up 2% in unincorporated Jefferson County and 2% within the City of Port Townsend. Year to Date Construction is up 14% in the county and up 88% in the city.
- REET Receipts - Fund 302 - \$49,140 for the month which is 42% under budget for the month and 52% less than what it was this month last year. Year to Date it's 40% less than last year. We had one sale over \$1 million in unincorporated Jefferson County which is the same as this month last year.
- Hotel/Motel Lodging Tax – Fund 125 - \$55,082 This is 42% over budget for the month and 16.2% more than 2022 YTD.
- DNR Timber Trust 1 – Amounts are distributed by the levy rates for the tax code areas where the timber activity occurs. It shows distributions for full years 2017-2022 and 2023 YTD.
- TAV –Distribution details by District and by District Type for 2021-2023 YTD. This is distributed quarterly and includes 1st Quarter 2023. Receipts in Quarter 1 were \$353,273. With the beginning reserve of \$178,124, distributions thus far for 2023 total \$531,397.



MONTHLY SALES TAX RECEIPTS																					3 yr. avg	Revenue		Cumulative	Cumulative																																																																																																																																																																																																																																																																																																																																																																																																																																																																																																																																																																																																																																																																																																																																																																																																																																																																																												
	2005	2006	2007	2008	2009	2010	2011	2012	2013	2014	2015	2016	2017	2018	2019	2020	2021	2022	2023	2020-2022	Expected	Actual	Over/Under	% of	Projection																																																																																																																																																																																																																																																																																																																																																																																																																																																																																																																																																																																																																																																																																																																																																																																																																																																																																												
January	154,373	180,283	156,597	207,318	152,937	133,849	137,774	137,615	177,776	176,956	163,811	185,292	185,505	207,899	258,313	303,235	326,695	354,280	393,215	7.4%	389,774	393,215	\$3,441	100.88%	\$5,279,490																																																																																																																																																																																																																																																																																																																																																																																																																																																																																																																																																																																																																																																																																																																																																																																																																																																																																												
February	224,687	244,043	249,049	206,809	219,448	215,617	201,110	206,281	227,634	218,000	239,784	263,305	310,729	279,301	314,528	355,834	380,545	398,029	412,586	8.6%	449,256	412,586	-\$33,229	96.04%	\$5,026,031																																																																																																																																																																																																																																																																																																																																																																																																																																																																																																																																																																																																																																																																																																																																																																																																																																																																																												
March	142,119	161,270	157,709	170,679	177,252	122,153	136,282	115,959	194,619	156,957	164,393	194,466	189,576	206,999	241,958	251,543	291,915	350,367		6.8%	353,978	-																																																																																																																																																																																																																																																																																																																																																																																																																																																																																																																																																																																																																																																																																																																																																																																																																																																																																															
April	156,731	170,147	181,390	162,253	148,592	131,100	127,885	124,117	174,718	154,216	167,550	181,384	193,862	202,532	209,415	249,173	308,631	333,775		6.7%	353,089	-																																																																																																																																																																																																																																																																																																																																																																																																																																																																																																																																																																																																																																																																																																																																																																																																																																																																																															
May	198,754	211,995	207,595	212,586	181,514	175,118	178,468	151,451	195,175	178,074	207,951	226,291	249,596	271,431	295,191	267,758	391,264	429,025		8.2%	430,895	-																																																																																																																																																																																																																																																																																																																																																																																																																																																																																																																																																																																																																																																																																																																																																																																																																																																																																															
June	164,380	165,275	175,802	167,706	172,947	133,593	154,669	133,909	166,750	156,362	196,231	196,762	208,349	248,506	263,069	243,568	359,215	401,566		7.6%	397,749	-																																																																																																																																																																																																																																																																																																																																																																																																																																																																																																																																																																																																																																																																																																																																																																																																																																																																																															
July	187,091	235,150	199,236	174,881	159,276	136,373	166,276	155,881	188,957	174,130	185,889	204,143	236,448	262,489	308,592	323,542	395,282	416,750		8.6%	449,717	-																																																																																																																																																																																																																																																																																																																																																																																																																																																																																																																																																																																																																																																																																																																																																																																																																																																																																															
August	220,873	241,022	250,665	244,562	199,901	184,345	187,132	192,602	219,583	238,784	257,369	276,309	293,953	309,575	355,294	348,337	441,657	467,081		9.5%	497,835	-																																																																																																																																																																																																																																																																																																																																																																																																																																																																																																																																																																																																																																																																																																																																																																																																																																																																																															
September	211,602	211,286	200,636	213,505	187,214	173,733	169,379	242,312	198,879	212,018	227,766	247,376	241,325	307,750	319,609	372,118	395,639	432,971		9.1%	475,520	-																																																																																																																																																																																																																																																																																																																																																																																																																																																																																																																																																																																																																																																																																																																																																																																																																																																																																															
October	213,751	244,393	214,468	212,410	168,881	161,452	182,962	203,958	214,572	208,256	239,390	254,002	267,264	306,832	334,704	365,211	402,815	451,872		9.2%	483,112	-																																																																																																																																																																																																																																																																																																																																																																																																																																																																																																																																																																																																																																																																																																																																																																																																																																																																																															
November	253,367	234,710	263,159	239,855	213,651	200,463	180,293	206,475	220,843	231,070	240,812	293,377	279,959	311,101	363,975	369,025	428,588	487,075		9.7%	508,771	-																																																																																																																																																																																																																																																																																																																																																																																																																																																																																																																																																																																																																																																																																																																																																																																																																																																																																															
December	183,910	170,134	197,603	197,943	155,866	150,355	146,560	176,593	169,167	196,112	195,665	215,537	219,772	280,843	337,112	323,421	360,336	436,352		8.5%	443,593	-																																																																																																																																																																																																																																																																																																																																																																																																																																																																																																																																																																																																																																																																																																																																																																																																																																																																																															
TTL	2,311,638	2,469,708	2,453,909	2,410,507	2,137,279	1,918,151	1,968,790	2,047,153	2,348,673	2,300,936	2,486,611	2,738,244	2,876,339	3,195,259	3,601,761	3,772,767	4,482,583	4,959,143	805,801	100.0%	\$5,233,290	\$805,801																																																																																																																																																																																																																																																																																																																																																																																																																																																																																																																																																																																																																																																																																																																																																																																																																																																																																															
ytd	379,060	424,326	405,646	414,127	372,385	349,466	338,884	343,896	405,410	394,956	403,595	448,597	496,234	487,200	572,841	659,069	707,240	752,309	805,801																																																																																																																																																																																																																																																																																																																																																																																																																																																																																																																																																																																																																																																																																																																																																																																																																																																																																																		
ytd change		11.94%	-4.40%	2.09%	-10.08%	-6.15%	-3.03%	1.48%	17.89%	-2.58%	2.19%	11.15%	10.62%	-1.82%	17.58%	15.05%	7.31%	6.37%	7.11%																																																																																																																																																																																																																																																																																																																																																																																																																																																																																																																																																																																																																																																																																																																																																																																																																																																																																																		
annual % chg.		6.84%	-0.64%	-1.77%	-11.33%	-10.25%	2.64%	3.98%	14.73%	-2.03%	8.07%	10.12%	5.04%	11.09%	12.72%	4.75%	18.81%	10.63%																																																																																																																																																																																																																																																																																																																																																																																																																																																																																																																																																																																																																																																																																																																																																																																																																																																																																																			

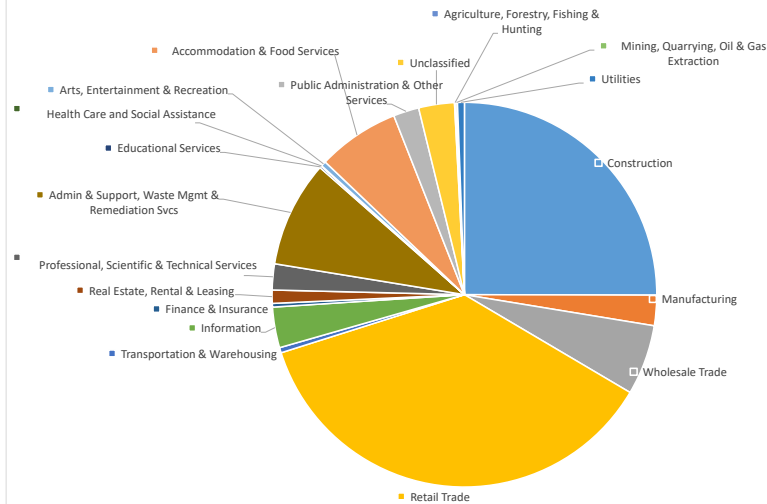
Special Purp./Public Safety Tax																				3 yr avg. 2019-21	Projection 2023	Actual 2023	Over/Under Expected	% of expected	Projection
	2005	2006	2007	2008	2009	2010	2011	2012	2013	2014	2015	2016	2017	2018	2019	2020	2021	2022	2023						
January								45,217	50,919	50,377	51,210	58,026	61,161	66,993	79,236	84,751	89,951	99,009	121,134	7.5%	97,326	121,134	\$23,808	124.46%	\$1,622,092
February								61,899	70,678	67,508	73,364	83,521	93,242	90,853	94,690	101,181	104,630	113,672	120,428	8.7%	113,602	120,428	\$6,826	114.52%	\$1,492,566
March								40,604	56,106	49,782	50,931	62,285	61,183	66,479	70,614	72,888	80,801	95,448		6.8%	88,588	-			
April								43,155	51,054	47,573	52,541	59,481	59,911	63,784	65,310	69,887	83,697	95,308		6.8%	88,501	-			
May								51,908	58,324	56,012	62,613	74,233	78,716	84,357	88,754	75,138	107,326	119,872		8.2%	107,505	-			
June							45,930	46,797	50,067	48,647	58,717	65,832	65,229	75,141	77,429	68,693	99,946	110,725		7.6%	99,336	-			
July							55,488	49,385	68,295	54,074	56,793	69,908	73,136	81,117	89,815	86,275	107,036	115,043		8.4%	109,644	-			
August							59,578	56,220	56,063	68,712	76,734	87,275	89,679	97,261	107,514	94,459	123,789	129,406		9.5%	123,619	-			
September							55,746	54,902	61,455	64,622	72,022	77,854	77,534	97,036	94,733	96,212	112,903	124,207		9.1%	118,523	-			
October							59,692	61,120	64,400	64,152	73,903	82,028	82,991	95,473	97,187	101,038	111,516	139,292		9.6%	125,109	-			
November							58,107	60,952	64,915	71,491	77,947	89,596	90,736	98,020	105,075	102,364	120,031	140,213		9.9%	128,936	-			
December							46,767	49,281	52,177	59,043	62,263	66,133	69,582	83,431	93,783	67,940	101,650	118,938		7.9%	102,595	-			
TOTAL							381,308	621,440	704,453	701,993	769,039	876,170	903,099	999,945	1,064,140	1,020,826	1,243,276	1,401,133	241,562	100.0%	1,303,286	241,562			
ytd							0	107,116	121,597	117,885	124,574	141,546	154,403	157,846	173,926	185,932	194,581	212,680	241,562			210,928	\$241,562		
ytd change									13.52%	-3.05%	5.67%	13.62%	9.08%	2.23%	10.19%	6.90%	4.65%	9.30%	13.58%						
annual % chg.								62.98%	13.36%	-0.35%	9.55%	13.93%	3.07%	10.72%	6.42%	-4.07%	21.79%	12.70%					14.52%	over (under) ytd expected	

Sales Tax receipts are for the approximate timeframe of two months prior depending on the business reporting schedules.

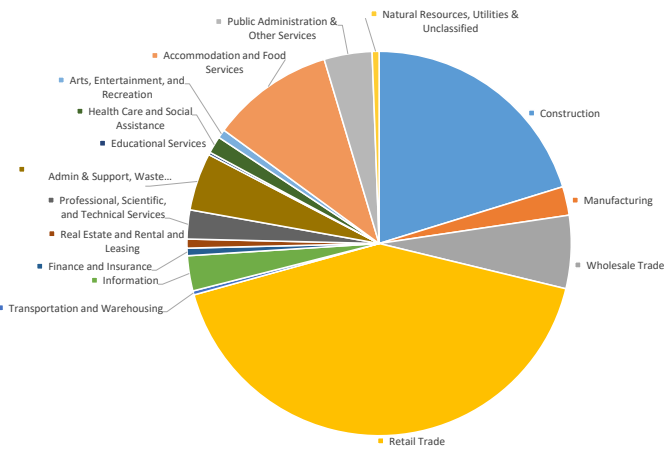
	2005	2006	2007	2008	2009	2010	2011	2012	2013	2014	2015	2016	2017	2018	2019	2020	2021	2022	2023	3 yr. avg 2020-2022	YTD Budget 2023	YTD Actual 2023	Over/Under Expected	% of expected	Year End Projection
General & Optor	379,060	424,326	405,646	414,127	372,385	349,466	338,884	343,896	405,410	394,956	403,595	448,597	496,234	487,200	572,841	659,069	707,240	752,309	805,801						
Special Purpose	-	-	-	-	-	-	-	107,116	121,597	117,885	124,574	141,546	154,403	157,846	173,926	185,932	194,581	212,680	241,562						
G&O and SP Sal	379,060	424,326	405,646	414,127	372,385	349,466	338,884	451,012	527,007	512,841	528,169	590,145	650,637	645,046	746,767	845,901	901,821	964,990	1,047,362						
Full Year Total A	2,311,638	2,469,708	2,453,909	2,410,507	2,137,279	1,918,151	2,350,098	2,668,593	3,053,126	3,002,929	3,255,650	3,614,414	3,779,438	4,195,203	4,665,900	4,793,593	5,725,858	6,355,574	6,355,574						
ytd change		11.9%	-4.4%	2.1%	-10.1%	-6.2%	-3.0%	33.1%	16.8%	-2.7%	3.0%	11.7%	10.3%	-0.9%	15.8%	13.2%	6.7%	7.0%	8.5%						
annual % chg.		6.8%	-0.6%	-1.8%	-11.3%	-10.3%	22.5%	13.6%	14.4%	-1.6%	8.4%	11.0%	4.6%	11.0%	11.2%	2.7%	19.4%	11.1%							

Sales Tax by Sector For December 2022 with Distribution in February 2023

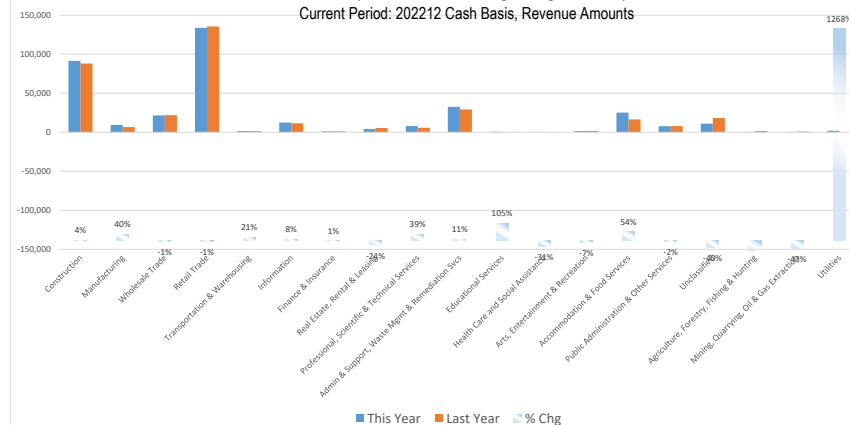
Unincorporated Jefferson County, WA



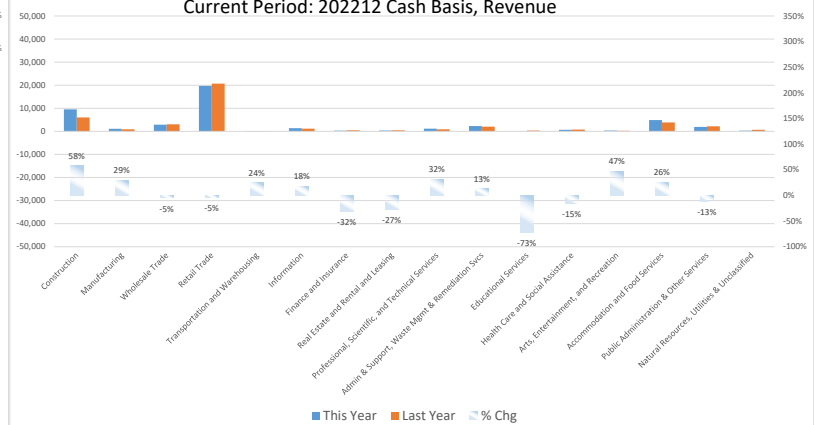
City of Port Townsend, WA



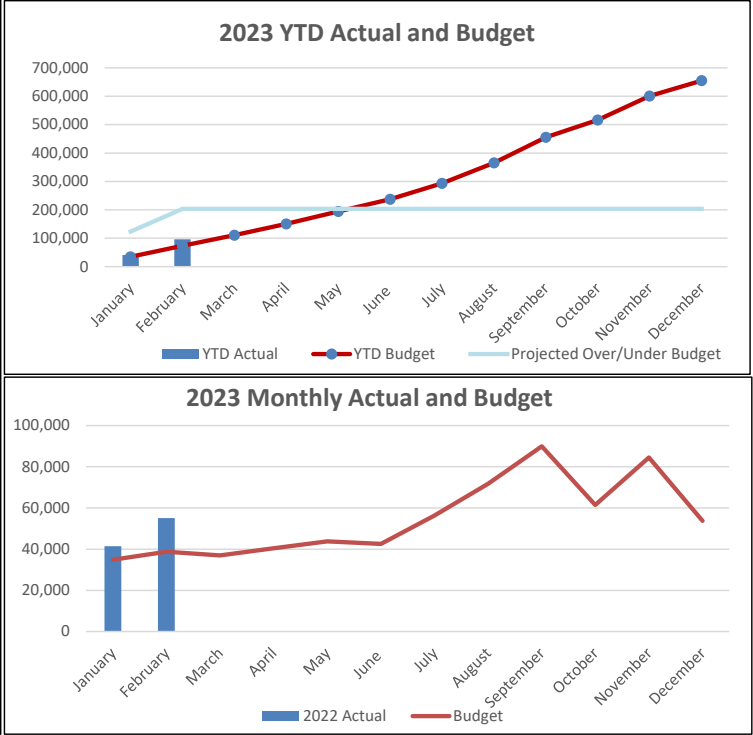
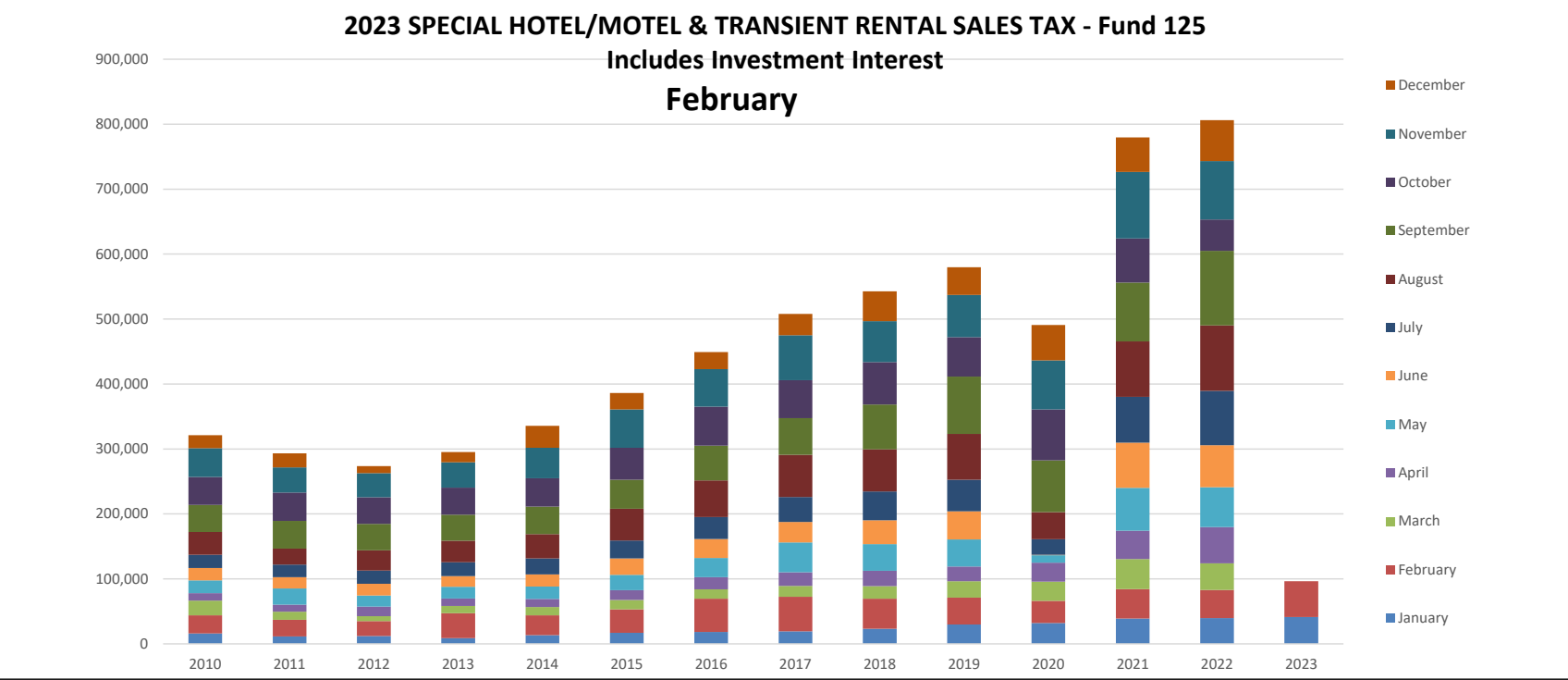
Jefferson County Amounts and Percentage Change from last year
Current Period: 202212 Cash Basis, Revenue Amounts



City of PT Amounts and Percentage Change from last year
Current Period: 202212 Cash Basis, Revenue



NAICS CODE	Current Period: 202212 Cash Basis, Revenue Amounts	Jefferson County											City of Port Townsend												
		Current Period				Year to Date				Last 12 Months	Current Period				Year to Date				Last 12 Months						
		This Year	Last Year	% Chg		This Year	Last Year	% Chg	\$ Chg		% Tot Chg	This Year	Last Year	% Chg	\$ Chg	% Tot Chg									
23	Construction	91,516	88,159	4%	201,008	176,350	14%	24,658	64%	1,264,399	Construction	9,527	6,033	58%	22,771	12,116	88%	10,655	70%	112,570					
31, 32, 33	Manufacturing	9,326	6,673	40%	15,180	13,566	12%	1,613	4%	107,470	Manufacturing	1,937	878	29%	1,839	1,852	-1%	(13)	0%	12,147					
42	Wholesale Trade	21,562	21,818	-1%	42,853	34,331	24%	8,222	21%	247,081	Wholesale Trade	2,894	3,043	-5%	7,118	5,403	32%	1,714	11%	38,854					
44, 45	Retail Trade	133,861	135,597	-1%	255,567	251,379	2%	4,188	1%	1,485,716	Retail Trade	19,736	20,306	-5%	37,321	36,687	2%	635	4%	205,697					
48, 49	Transportation & Warehousing	1,610	1,334	21%	2,235	2,254	-1%	(20)	0%	11,186	Transportation and Warehousing	159	128	24%	244	261	-7%	(18)	0%	4,740					
51	Information	12,468	11,509	8%	22,352	24,194	-8%	(1,842)	-5%	132,010	Information	1,391	1,183	16%	2,555	2,311	11%	244	2%	13,917					
52	Finance & Insurance	1,134	1,123	1%	5,985	2,492	285%	7,094	19%	23,622	Finance and Insurance	298	439	-32%	2,164	795	172%	1,369	9%	5,892					
53	Real Estate, Rental & Leasing	4,067	5,353	-24%	8,906	9,202	-3%	(296)	-1%	73,110	Real Estate and Rental and Leasing	356	488	-27%	642	1,587	-60%	(945)	-6%	4,999					
54	Professional, Scientific & Technical Services	7,982	5,759	39%	14,287	10,832	32%	3,454	9%	78,737	Professional, Scientific, and Technical Services	1,147	870	32%	1,940	1,497	30%	443	3%	11,392					
56	Admin & Support, Waste Mgmt & Remediation Svcs	32,561	29,305	11%	58,565	52,863	11%	5,712	15%	341,336	Admin & Support, Waste Mgmt & Remediation Svcs	2,282	2,021	13%	4,131	3,687	12%	444	3%	23,568					
61	Educational Services	598	292	105%	765	498	54%	267	1%	5,046	Educational Services	102	379	-73%	166	416	-60%	(250)	-2%	744					
62	Health Care and Social Assistance	156	227	-31%	223	300	-32%	(107)	0%	1,843	Health Care and Social Assistance	676	798	-15%	1,258	1,267	-1%	(8)	0%	5,926					
71	Arts, Entertainment & Recreation	1,567	1,681	-7%	3,129	2,733	14%	396	1%	26,925	Arts, Entertainment, and Recreation	344	234	47%	547	415	32%	132	1%	4,501					
72	Accommodation & Food Services	25,226	16,394	54%	41,899	31,872	31%	10,026	26%	322,485	Accommodation and Food Services	4,874	3,861	26%	10,196	7,867	30%	2,328	15%	76,998					
55, 81, 92	Public Administration & Other Services	7,863	8,026	-2%	14,456	17,262	-16%	(2,806)	-7%	87,161	Public Administration & Other Services	1,897	2,172	-13%	3,616	4,323	-16%	(706)	-5%	21,554					
00	Unclassified	10,982	18,217	-40%	12,503	36,827	-65%	(23,324)	-61%	224,102	Natural Resources, Utilities & Unclassified	275	696	-60%	321	1,185	-73%	(863)	-6%	9,782					
11	Agriculture, Forestry, Fishing & Hunting	384	1,581	-76%	826	2,395	-66%	(1,569)	-4%	6,994	City of Port Townsend Totals														
21	Mining, Quarrying, Oil & Gas Extraction	514	896	-43%	1,860	1,715	8%	145	0%	13,284		47,094	43,931	7%	96,830	81,670	19%	15,160	100%	553,183					
22	Utilities	2,116	155	1268%	2,771	253	996%	2,518	7%	7,287															
Jefferson County, WA Totals		365,491	354,099	3%	708,970	670,639	6%	38,331	100%	4,459,452	Totals for Jefferson County and City of PT added together equal the total sales tax revenue received by Jefferson Co.														
											NAICS & SIC Identification Tools page https://www.naics.com/search/														
											\$412,586 Calculated General & Optional Sales Tax Revenue to Jefferson County for this period														



	2010 2011 2012 2013 2014 2015 2016 2017 2018 2019 2020 2021 2022 2023														4 yr avg * 2018-21	2023 Budget	2023 Actual	% Budget Difference	% Diff Prior Year		Projection +/- EOY Bdgt
January	16,089	11,507	12,045	8,863	13,575	17,051	18,473	19,394	23,177	29,854	32,023	38,926	39,532	41,422	27,620	34,845	41,422	18.9%	6.4%	\$778,614	\$ 123,614
February	27,998	25,532	23,188	38,274	30,356	36,141	51,077	53,093	46,226	41,186	34,092	45,296	43,552	55,082	30,735	38,775	55,082	42.1%	21.6%	\$858,594	\$ 203,594
March	22,623	12,406	7,271	11,203	12,715	14,345	14,554	16,889	19,419	25,281	29,621	46,465	40,951		29,259	36,913					\$ 203,594
April	11,344	10,791	14,950	11,430	12,427	14,983	18,530	20,901	23,749	22,829	29,140	43,464	55,711		32,079	40,471					\$ 203,594
May	19,646	25,142	17,142	18,010	19,151	23,886	29,462	45,943	41,061	41,546	11,527	66,011	61,311		34,712	43,793					\$ 203,594
June	19,205	17,302	17,916	16,477	18,786	25,070	29,476	31,485	36,556	43,299	742	69,468	64,789		33,750	42,579					\$ 203,594
July	20,155	19,311	20,201	21,512	24,536	27,711	33,687	38,400	44,445	48,748	24,074	70,768	83,704		44,636	56,313					\$ 203,594
August	35,178	24,742	31,171	33,140	37,534	48,845	56,349	64,820	64,934	70,516	41,591	85,104	100,707		56,851	71,722					\$ 203,594
September	41,757	42,500	40,882	39,890	42,349	44,713	53,487	56,561	68,870	88,306	79,681	90,656	114,776		71,278	89,924					\$ 203,594
October	43,012	43,861	41,015	41,741	43,659	49,182	59,970	58,458	65,200	60,682	78,504	67,952	48,371		48,707	61,448					\$ 203,594
November	44,351	38,547	36,906	39,146	46,879	58,967	57,999	69,054	63,101	65,013	75,302	102,485	89,963		66,937	84,448					\$ 203,594
December	19,873	21,703	11,109	15,514	33,858	25,213	26,084	32,870	46,067	42,545	54,544	53,129	62,804		42,619	53,768					\$ 203,594
Full Year	321,231	293,344	273,796	295,200	335,825	386,107	449,148	507,868	542,805	579,805	490,842	779,723	806,169	96,504	519,183	655,000	96,504				
YTD	44,087	37,039	35,233	47,137	43,931	53,191	69,550	72,486	69,403	71,040	66,115	84,222	83,083	96,504	58,355	73,620	96,504	31.1%	16.2%		
Full Year Actual/2023 Budget	321,231	293,344	273,796	295,200	335,825	386,107	449,148	507,868	542,805	579,805	490,842	779,723	806,169	650,000							
YTD Change		1.08%	-4.88%	33.79%	-6.80%	21.08%	30.75%	4.22%	-4.25%	2.36%	-6.93%	27.39%	-1.35%	16.15%							
Annual % Change		0.24%	-6.66%	7.82%	13.76%	14.97%	16.33%	13.07%	6.88%	6.82%	-15.34%	58.85%	3.39%		\$655,000 2023 Budget						

Revenue reflects 2% "basic" as a credit against 6.5% state sales tax, 2% "special" tax levied locally, interest on amounts held at DOR until disbursement, and 1% Admin fee from DOR.

Revenue is reported one month after reporting to DOR. It typically reflects collections for activity from two months prior to distribution. Some businesses may report quarterly or annually.

2% Basic RCW 67.28.: [RCW 67.28.180](#)

2% Special [RCW 67.28.181\(1\)](#).

11% Total sales tax paid on a lodging charges for periods of less than 30 consecutive days